



COMMUNITY DEVELOPMENT

CITY OF DURHAM

2023 PIT Count & HIC Report

April 26, 2023

Lloyd Schmeidler, Senior Comm. Dev't Analyst

Reminder: Who is Counted as Homeless?

- Two groups of people without homes are counted in PIT Counts:
 1. People staying in emergency shelter (ES) & transitional housing (TH) dedicated for occupancy by homeless persons, and
 2. Unsheltered people “staying in places not ordinarily used as a regular sleeping accommodation.”
- **The 2023 PIT Count was held on January 25, 2023**





2023 Homeless Count by Household Type

Total Count = 375

Number of Persons by Age in Families ¹

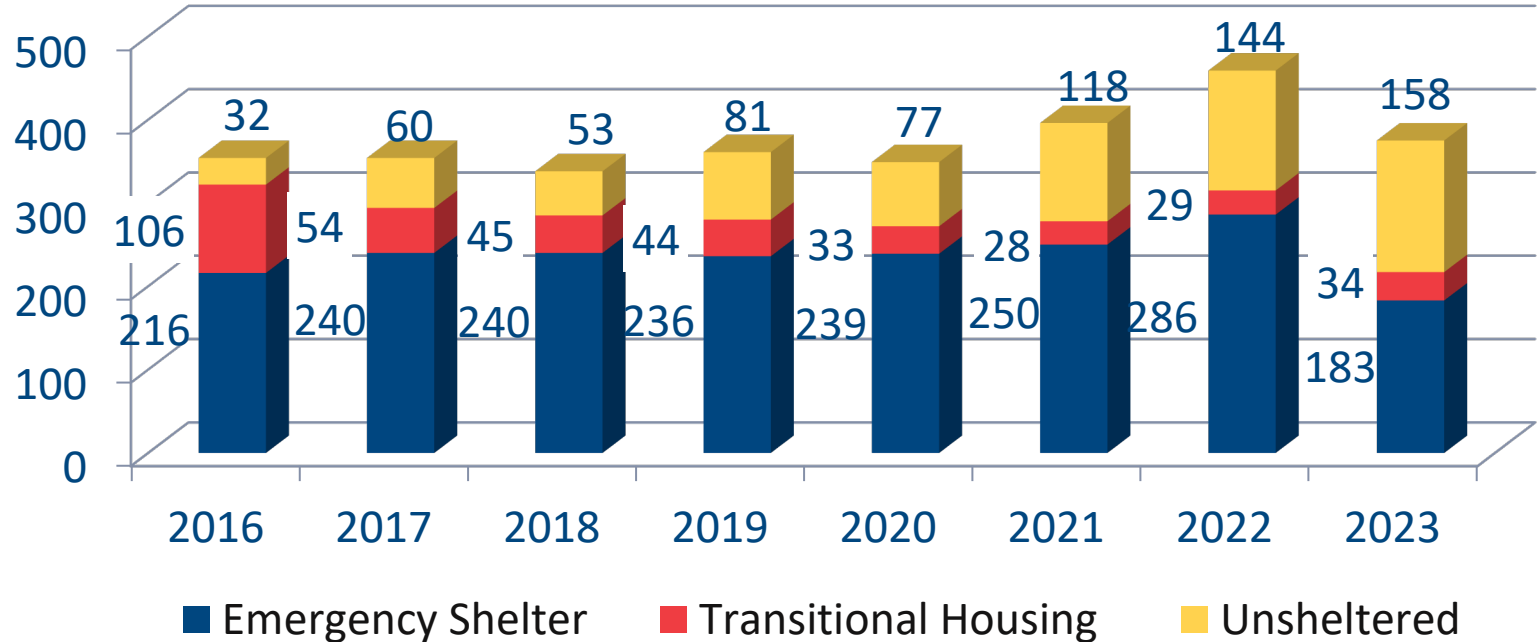
Children (under 18)	67
Young Adults (18-24)	5
Adults (25+)	41
Total	113

Number of Persons by Age- Single Adults²

Young Adults (18-24)	6
Adults (25+)	256
Total	262

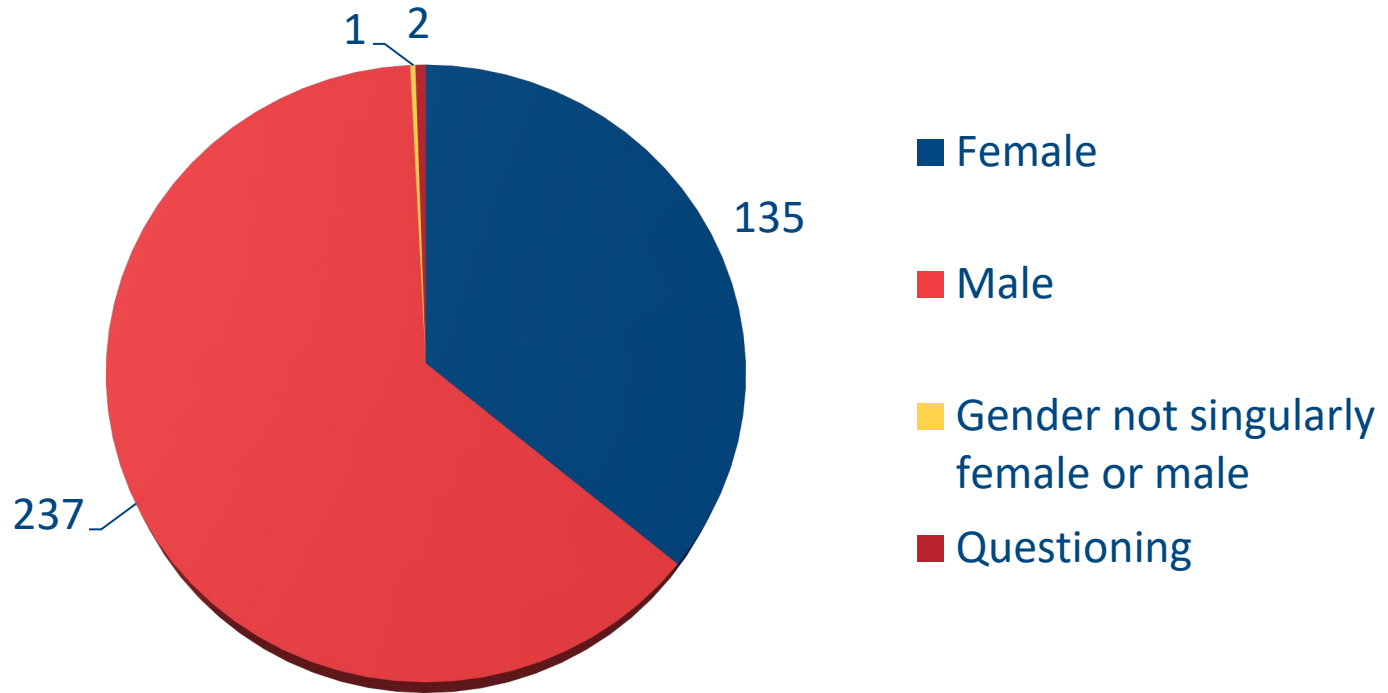


PIT Count by Location , 2016-2023

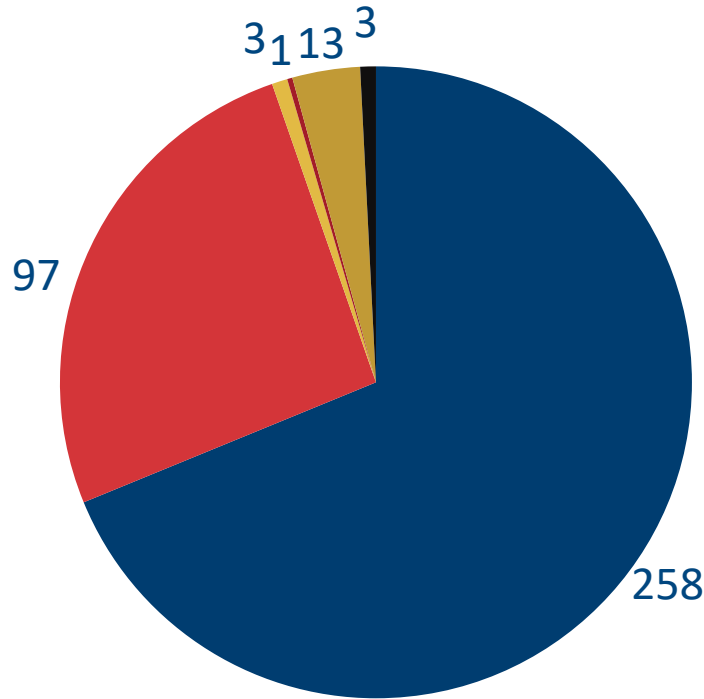




2023 Homeless Count Demographics: Gender¹



2023 Homeless Count – Race

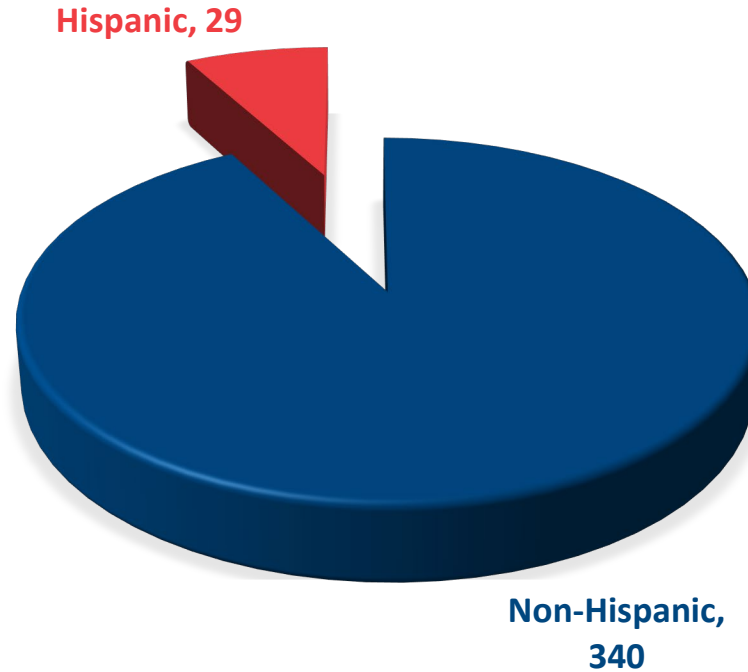


- African-American
- White
- Native American/Indigenous
- Hawaiian/Pacific Islander
- Multiple Races
- Asian/Asian Amer.



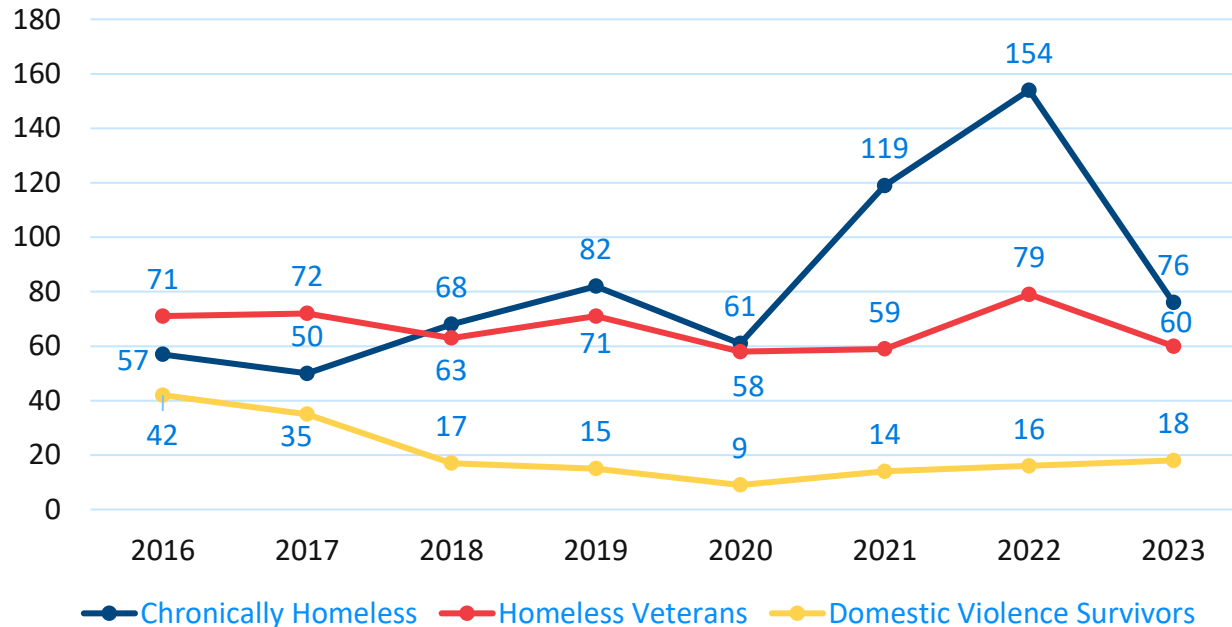


2023 Homeless Count - Ethnicity



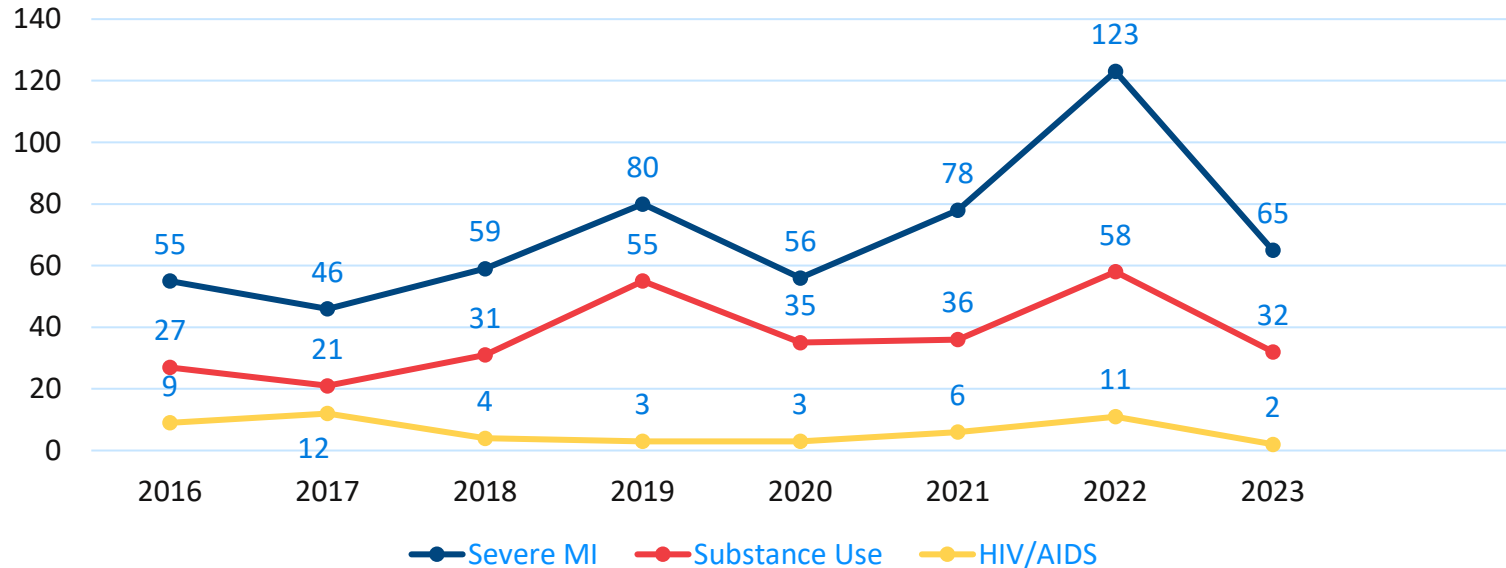
Additional Subpopulations, 2016-2023, #1

Chronically Homeless, Veterans & DV Survivors



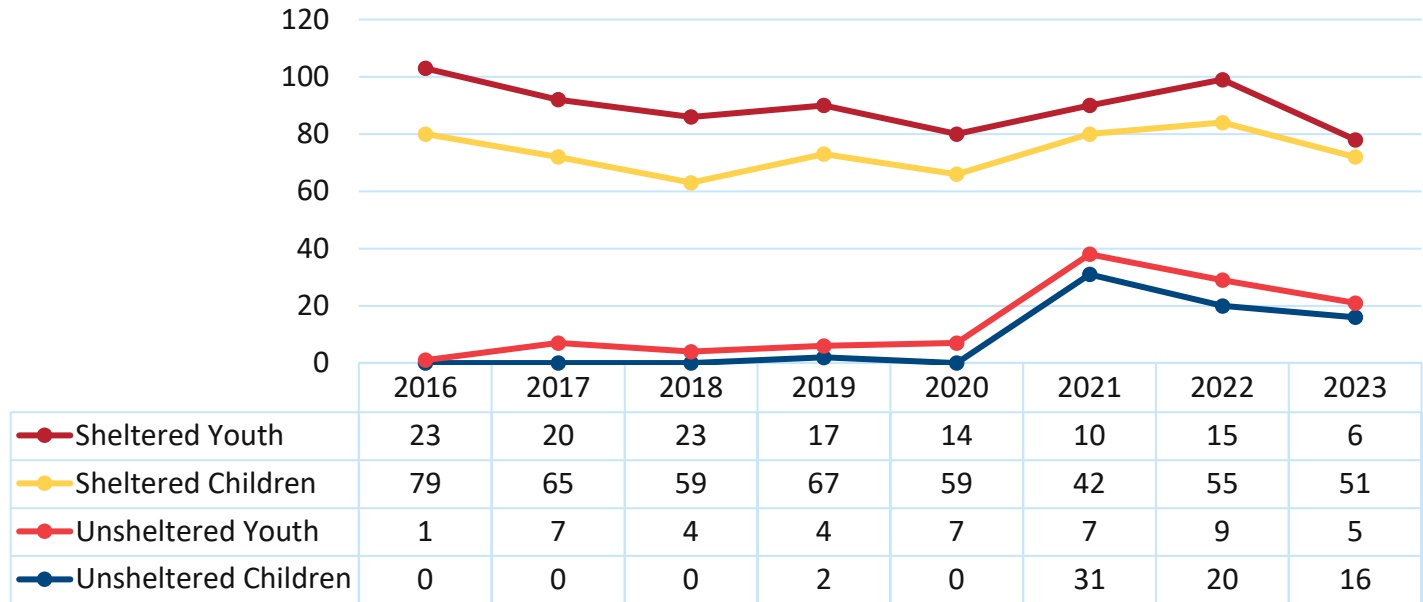
Additional Subpopulations, 2016-2023, #2

People w. Severe Mental Illness, Substance Use, or HIV/AIDS





Homeless Children & Youth, 2016-2023¹

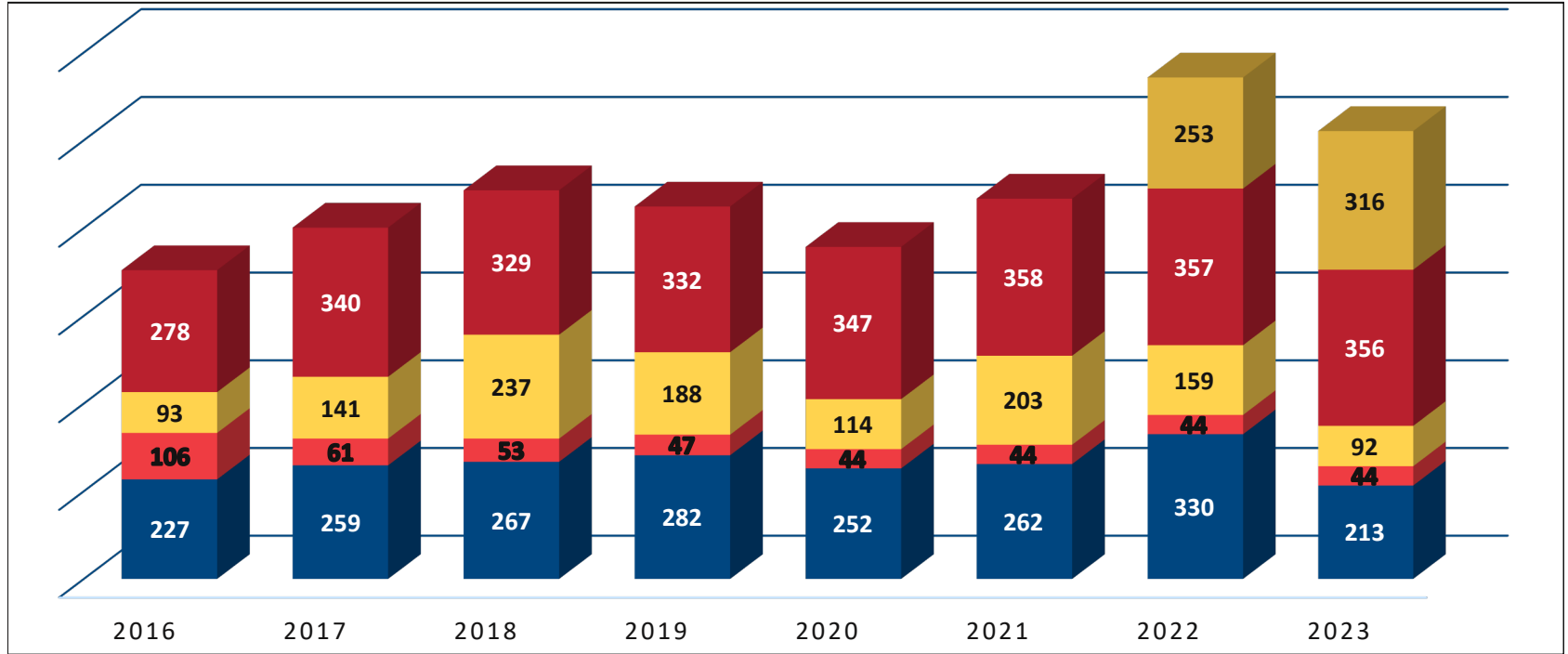


Who Else and What Else Is Counted?

- The number of formerly homeless people in permanent supportive housing (PSH, HOPWA, HUD-VASH), rapid rehousing projects (RRH), and other perm. hsg. (OPH) dedicated for occupancy by formerly homeless people (EHV) is also counted and reported to HUD, but the people are not counted as homeless on the night of the PIT Count.
- The number of beds of emergency shelter, transitional housing, PSH, RRH, and OPH and the utilization rate of these beds on the night of the PIT Count are reported to HUD.



Housing Inventory by Hsg. Type, 2016-2023¹



■ ES ■ TH ■ RRH ■ PSH ■ OPH



COMMUNITY DEVELOPMENT
CITY OF DURHAM

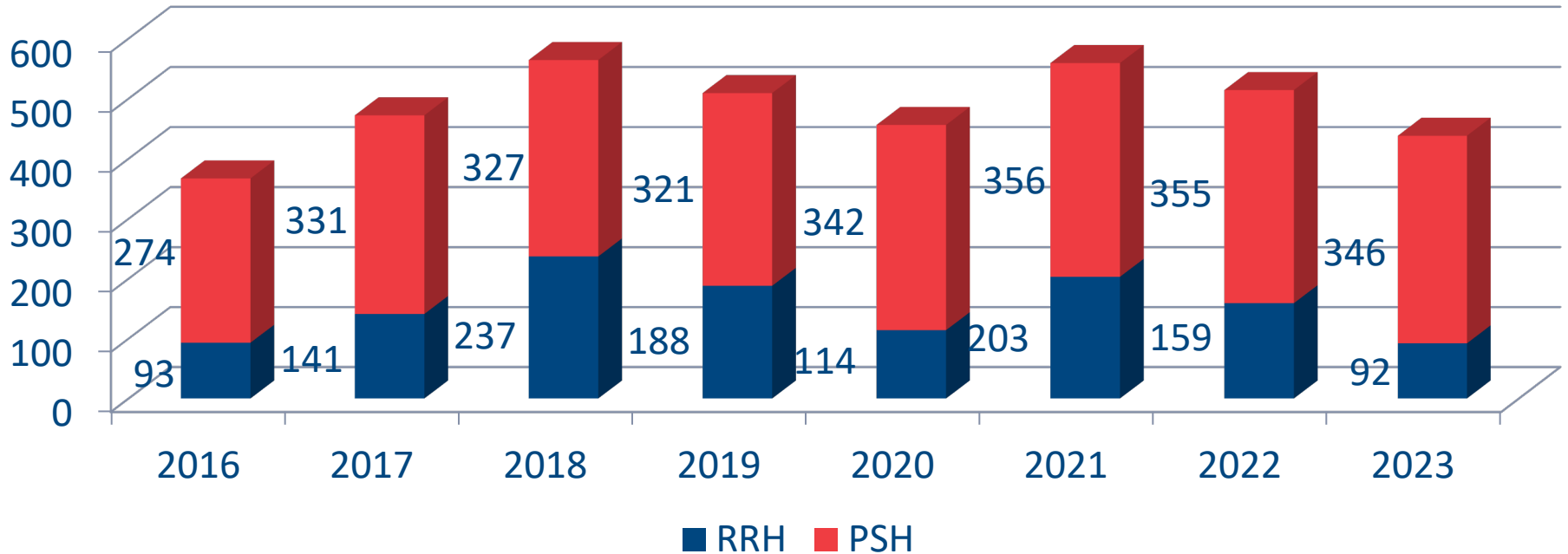
919.560.4570

DurhamNC.gov

Follow Us @CityofDurhamNC



People in RRH & PSH, 2016-2023



2023 PIT Count (Comprehensive Summary) #1

	2023 Count	2023 Capacity	Occupancy %	2022 Count	% Change, '22-'23
PSH	347	357	97%	355	-2.5%
OPH	223	316	71%	190	+17%
RRH	92	92	100%	182	-49%
Total PH	661	764	87%	727	-9%
TH	34	44	77%	29	17%
ES	183	213	86%	286	-36%
Total Homeless Hsg	878	1021	86%	1042	-16%



2023 PIT Count (Comprehensive Summary) #2

	2023 Count	2023 Capacity	Occupancy %	2022 Count	% Change, '22-'23
Total Homeless Hsg	878	1021	86%	1042	-16%
Total Unsheltered	158	NA	NA	144	10%
Total CoC Service Population	1036	NA	NA	1186	-13%
% in PH	63.8%	NA	NA	61.3%	+2.5%
% housed	84.7%	NA	NA	87.9%	-3.2%
% remaining unhoused	15.3%	NA	NA	12.1%	+3.2%



Key “Take aways”

1. The overall PIT Count decreased over 18%, from 459 in 2022 to 375 people in 2023.
2. The unsheltered count continues to increase, up 105% since 2020!
3. A 35% decrease of emergency shelter capacity significantly reduced the sheltered count; the unsheltered count increased, but by a much smaller percentage.
4. The “total CoC service population” decreased 13%, largely due to reductions in emergency shelter and rapid rehousing capacity.



COMMUNITY DEVELOPMENT

CITY OF DURHAM

919.560.4570

DurhamNC.gov

Follow Us @CityofDurhamNC

